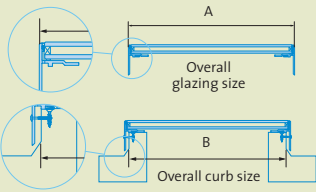
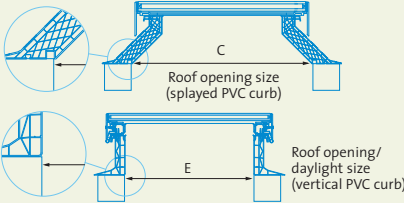




Key		Em-Glaze rooflights					Em-Curb upstands					Extra Over	
All prices indicate stock items.												Fits to Em-Curb	
		Recommended Structural Roof Opening size is + 30mm on displayed Dimension C and E											
Em-Glaze shape	Size Ref No.	Dimension A (mm)	Dimension B (mm)	Price (£)	PVC Dimension C (mm)	PVC Dimension E (mm)	150mm high ECO vertical (£)	150mm high ECO splayed (£)	300mm high ECO (£)	Rotating vented 300mm high ECO (£)	Manual hinged opening frame (£)	Electric hinged opening frame (£)	
Square sizes 	EG S2	640 x 640	600 x 600	510	700 x 700	500 x 500	102	118	185	253	134	420	
	EG S4	740 x 740	700 x 700	568	800 x 800	600 x 600	108	125	200	290	143	429	
	EG S7	940 x 940	900 x 900	715	1000 x 1000	800 x 800	134	155	225	324	160	446	
	EG S8	1040 x 1040	1000 x 1000	790	1100 x 1100	900 x 900	142	164	238	361	168	454	
	EG S9	1140 x 1140	1100 x 1100	883	1200 x 1200	1000 x 1000	150	173	252	374	170	415	
Rectangular sizes 	EG R5	740 x 1040	700 x 1000	660	800 x 1100	600 x 900	126	145	217	338	153	439	
	EG R16	1040 x 1340	1000 x 1300	923	1100 x 1400	900 x 1200	157	181	258	387	174	460	
	EG R17a	1140 x 1640	1100 x 1600	1110	1200 x 1700	1000 x 1500	181	209	285	417	N/A	432	
	EG R19	1140 x 2140	1100 x 2100	1343	1200 x 2200	1000 x 2000	208	240	322	537	N/A	1075	

Order checklist

Glazing – stock options

Double glazed	♦ Economical	♦ U-Value 1.24 W/m²K
Clear	♦ In stock	♦ High light transmission

Glazing – special order options

Triple glazed	♦ Best insulation (0.87 W/m²K) ♦ Better sound insulation	♦ Complies with virtually all building regulations requirements
Opal diffused	♦ Maintains high light transmission whilst evenly diffusing light to area below	♦ Increased security due to translucent finish

Upstands – stock options

Em-Curb PVC 150 ECO splayed	♦ Economical ♦ Insulated and thermally broken ♦ Pre-finished internally	♦ Can accommodate controllable trickle ventilation in side walls ♦ Suitable for most flat roof waterproofing systems
Em-Curb PVC 150 ECO vertical	♦ Vertical internal finish ♦ Insulated and thermally broken ♦ Pre-finished internally	♦ Can accommodate controllable trickle ventilation in side walls ♦ Suitable for most flat roof waterproofing systems
Em-Curb PVC 300 ECO splayed	♦ For use on insulated roofs (up to 150mm insulation) ♦ Excellent insulation and thermally broken	♦ Can accommodate controllable rotating ventilation in side walls ♦ Suitable for most flat roof waterproofing systems

Ventilation – stock options

Fixed ventilation

Controllable trickle (extra over £35)	♦ Factory fitted ♦ Installed in side wall of upstand or adaptor	♦ Controllable trickle background ventilation ♦ Up to 8000mm² ventilation area per pair of vents
---------------------------------------	--	---

Controllable rotating (see above)	♦ Most effective type of ventilation ♦ Infinitely adjustable	♦ Innovative insulated design ♦ Fitted to 2 or 4 sides of upstand or adaptors
-----------------------------------	---	--

Opening ventilation

Manual	♦ Manually operated ♦ Opens up to 300mm	♦ Proprietary design
Electric	♦ Electrically operated ♦ Opens up to 180mm	♦ Rain sensor option

Sizing checklist

Type of upstand curb being used

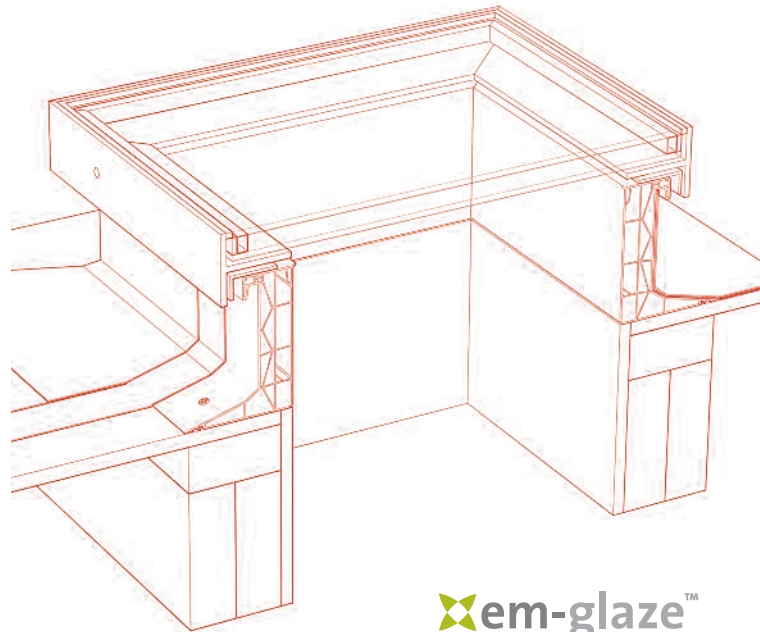
Em-Curb	♦ Specify roof opening size ____ mm x ____ mm ♦ Is roof being insulated? <input type="checkbox"/> No <input type="checkbox"/> Yes ____ mm thick
Existing builder's curb	♦ Specify exact external curb size (ECS) ____ mm x ____ mm ♦ Specify exact internal curb size (ICS) ____ mm x ____ mm

Flat Rooflights

Trade price list 2016

Prices: All prices are ex Vat and ex Delivery

Delivery: On our glass roof lights is 1 to 5 Days
Please contact us for a more accurate time if
you need.



em-glaze™
flat glass
rooflight

Phone - 07422 517 193
Web - www.ukflatroofing.com
Email - sales@ukflatroofing.com

**UK FLAT
ROOFING**